




**NEW 2024**

# OPTI TOP & OPTI SIDE

*Durable polyethylene filter*

- ➡ **Recyclable HDPE tank:** High-density polyethylene
- ➡ **Flow rates from 7.8m³/h to 19.2m³/h** (Opti Side)
- ➡ **Flow rates from 7.8m³/h to 15.30m³/h** (Opti Top)
- ➡ Ideal for pools from **45 to 115m³**
- ➡ Integrated meter
- ➡ Maximum operating pressure: **2.0 bar (28 PSI)**
- ➡ Maximum operating temperature: **40°C**
- ➡ 6-way valve



**TANK WARRANTY**

**5  
YEARS**

**VALVE WARRANTY**

(excluding seals - domes - pressure gauge)

**2  
YEARS**


## RELIABILITY, DURABILITY AND EFFICIENCY

What sets Opti series filters apart is their ability to combine reliability, efficiency, ease of maintenance and versatility, offering a complete solution for maintaining clean, healthy water in a variety of aquatic environments. They are the choice for those who demand water quality and exceptional longevity.

**Reliability and durability:** These filters are distinguished by their robust construction and ability to withstand high pressures, guaranteeing exceptional longevity even in demanding environments.


**Easy maintenance :** The intelligent design of these filters simplifies maintenance. Cleaning and replacing filter elements is quick and easy, minimizing downtime.

**Versatility:** The filters are compatible with a variety of filtration pumps, allowing easy integration into existing filtration systems, providing a versatile solution for a variety of applications.




TANK MATERIAL

HDPE




MAX FUNCTIONING PRESSURE

28 psi / 2.0 bar



FILTER MEDIA GRANULOMETRY

0.5-0.8 mm

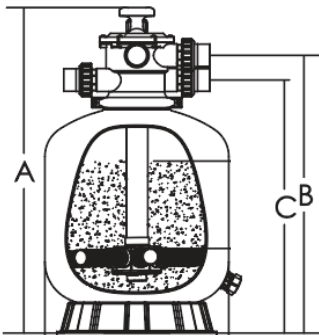


MAXIMUM TEMPERATURE

40°C (104°F)



|   | TOP 450                        | TOP 500         | TOP 650         |
|---|--------------------------------|-----------------|-----------------|
| References                                  | PF-OPT450T                     | PF-OPT500T      | PF-OPT650T      |
| Maximum flow (m³/h)                         | 7.80                           | 10.80           | 15.30           |
| Filtration area (m²)                        | 0.16                           | 0.22            | 0.31            |
| Addressable volume (m³ in approximately 6h) | 45                             | 65              | 90              |
| Input/output connections                    | 1.5" / 50mm                    |                 |                 |
| Diameter (mm)                               | 450                            | 500             | 650             |
| Sand (kg) / Glass (kg)                      | 45 / 35                        | 85 / 70         | 145 / 180       |
| Dimensions (AxBxC)                          | 814 x 698 x 638                | 845 x 730 x 670 | 950 x 835 x 775 |
| Warranty                                    | Tank: 5 years / Valve: 2 years |                 |                 |



|   | SIDE 450                       | SIDE 500        | SIDE 650        | SIDE 700        |
|---|--------------------------------|-----------------|-----------------|-----------------|
| References                                  | PF-OPT450S                     | PF-OPT500S      | PF-OPT650S      | PF-OPT700S      |
| Maximum flow (m³/h)                         | 7.80                           | 10.80           | 15.30           | 19.20           |
| Filtration area (m²)                        | 0.16                           | 0.22            | 0.31            | 0.39            |
| Addressable volume (m³ in approximately 6h) | 45                             | 65              | 90              | 115             |
| Input/output connections                    | 1.5" / 50mm                    |                 |                 |                 |
| Diameter (mm)                               | 450                            | 500             | 650             | 700             |
| Sand (kg) / Glass (kg)                      | 45 / 35                        | 85 / 70         | 145 / 180       | 210 / 170       |
| Dimensions (AxBxC)                          | 360 x 420 x 730                | 390 x 450 x 770 | 430 x 490 x 850 | 450 x 510 x 960 |
| Warranty                                    | Tank: 5 years / Valve: 2 years |                 |                 |                 |

